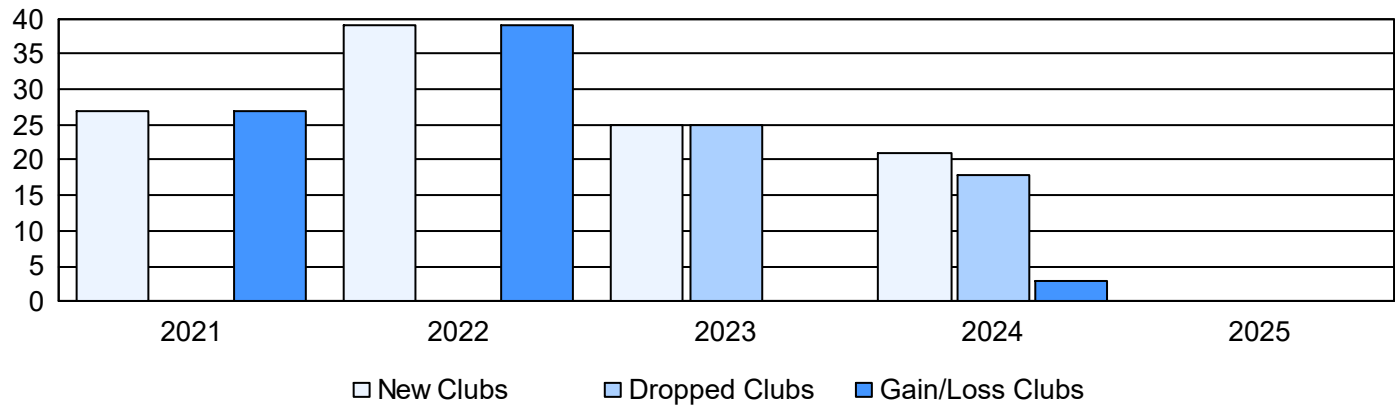
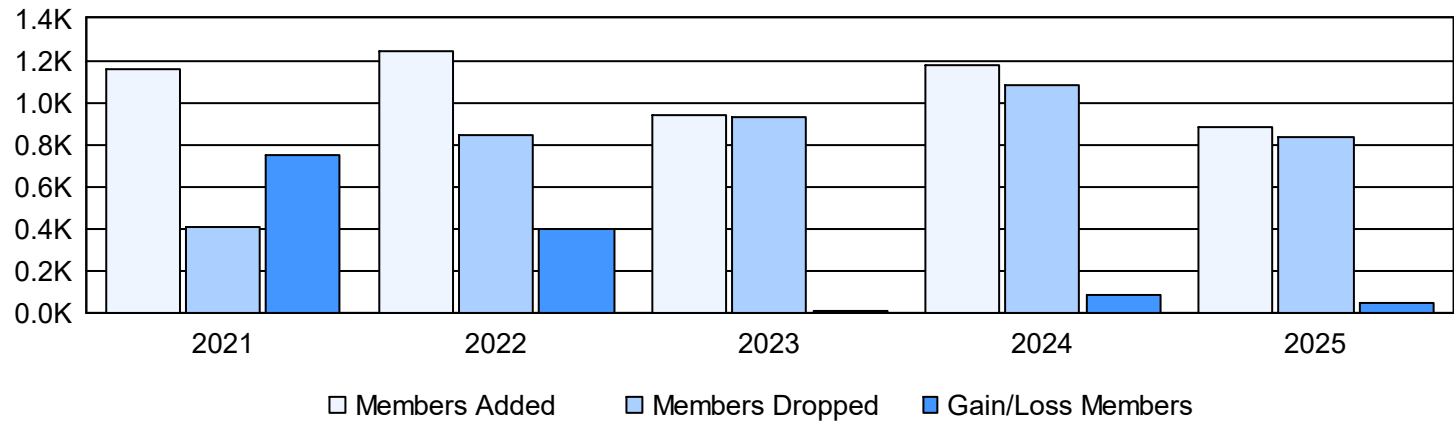


Year	New Clubs	Dropped Clubs	Gain/ Loss Clubs	New Members	Charter Members	Reinstate Members	Transfer Members	Total Member Added	Total Members Dropped	Gain/ Loss Members
2020-2021	27	0	27	498	633	24	5	1,160	408	752
2021-2022	39	0	39	366	859	10	5	1,240	844	396
2022-2023	25	25	0	354	564	13	6	937	933	4
2023-2024	21	18	3	511	570	71	20	1,172	1,084	88
2024-2025				425	294	150	13	882	834	48
Average	28	11	17	431	584	54	10	1,078	821	258

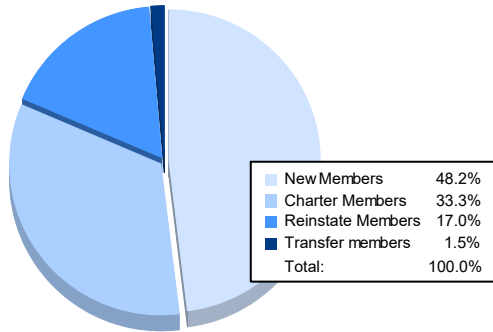
Clubs



Members



### Membership Composition June 2025 Cumulative



### Gender Composition June 2025 Cumulative

